



ActronAir®

Australian for air conditioning™



ActronAir®

Australian for air conditioning™


www.actronair.com.au

Trade, Sales and Technical Support Enquiries
1300 135 995

Service and Warranty Enquiries
1800 119 229

General Enquiries
1300 522 722

BRINGING BIG IDEAS TO LIFE.



Next Generation
Commercial Ducted Technology

The 470 – 960 Series



NSW/ACT
ActronAir® Head Office
5 Irvine Place
Bella Vista NSW 2153
Ph: (02) 8814 4000

QLD
ActronAir®
119 Benjamin Place
Portlink Industrial Park
Lytton QLD 4178
Ph: (07) 3348 2930

VIC/TAS
ActronAir®
Hallmarc Office Park
Unit 12/15 Ricketts Road
Mt Waverley VIC 3149
Ph: (03) 9544 0415

SA/WA/NT
ActronAir®
Unit 4A/69 Sir Donald
Bradman Drive
Hilton SA 5033
Ph: (08) 8352 6687

The next generation in Commercial ducted air conditioning has arrived. This Australian engineered system features new technology that delivers a combination of superior performance, energy efficiency, flexibility of design and installation time saving features. Furthermore, ActronAir® believes this technology has one of the lowest lifecycle costs of any product in its class.

Advanced energy efficiency

A 'typical' commercial building air conditioner operates between 60% to 75% capacity most of the time. This is why ActronAir® chose to design an air conditioner better suited to meet the building load by developing the Tri-Capacity Series.

Energy usage is reduced through both the tri-capacity operation and the incorporation of a high efficiency EC plug fan. The tri-capacity twin compressor configuration is unique in its class and delivers 3-steps of cooling and heating, which allows the system to operate at 33%, 67% or 100% capacity. Not only does this improve seasonal energy efficiency through fewer adjustments, it also results in less cyclic degradation and improved end user comfort.

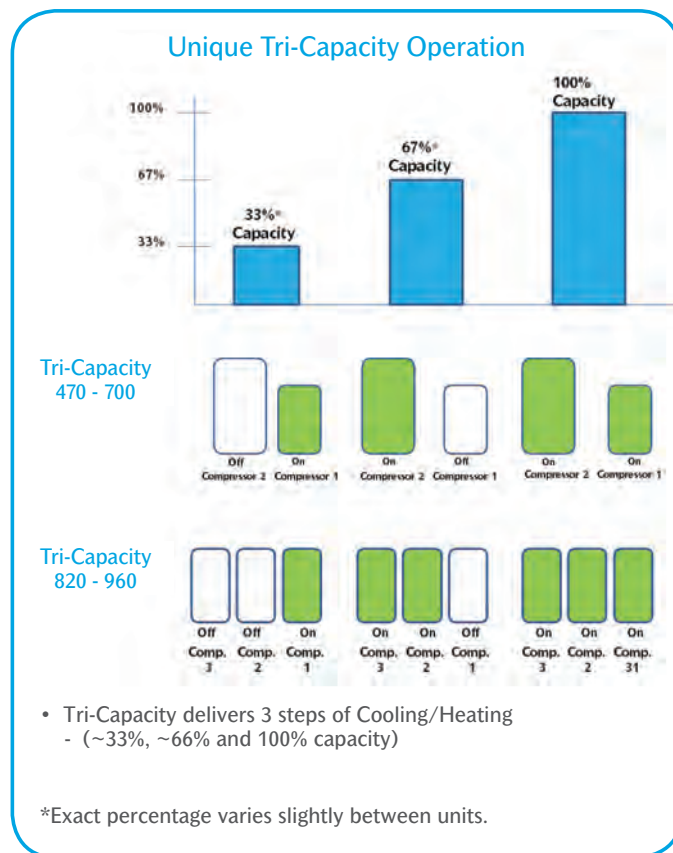
The EC evaporator plug fan uses significantly less energy versus traditional belt and pulley systems. The backward curve fan is non-overloading for maximum durability and results in lower life cycle costs. These plug fans also offer greater flexibility in supply and return air configurations.

Ease of Commissioning

The Tri-Capacity Series offer noticeable time savings for the mechanical contractor/installer during the commissioning process. For example the indoor air flow is adjusted using a simple 'dial-up' feature and results in more accurate air flow control.

In addition, standard inclusions such as a 3-phase load break isolation switch, in-built filter cavity, flexible handing configurations, Demand Response Ready operation, in-built safety tray (indoor units) and condensate drain points make life easier by reducing the amount of work required on site.

Designed to use the ActronAir® C7-4 controller with after hours run timer, the units are also easy to wire. The Commercial Control Interface (CCI) is included as standard and will suit most third party controls for greater flexibility.



Durability inside and out

Features to extend durability include powder coating that exceeds Australian standards, the use of the highest quality components such as compliant scroll compressors and high performance Outdoor fans, coil fin protection and louvre grille to protect the coil from the elements.


Built for Australian conditions

Purpose built and designed for Australian conditions, these units have an operating range of -10°C to 50°C. In fact, all ActronAir® models are subjected to further Maximum Cooling Capacity tests at 52°C (AS 3823.1.2 Table 2 T3).

To provide independent performance verification, ActronAir® has gone one step further by testing these units in an ISO17025 accredited US laboratory. This reinforces ActronAir's commitment to delivering and exceeding both current and future standards.

Tri-Capacity Options include:

- Fault detection
- Economiser
- Fresh air operation
- Additional coil protection
- 3Ph soft starter



C7-4 Controller:



Capacity Table (kW):

Total Capacity (kW)	47.0	53.5	63.0	71.0	82.5	96.0
Packaged Unit (PKY)	•	•	•	•	•	•
Outdoor Unit (CAY)	•	•	•	•	n/a	n/a
Indoor Unit (EVY)	•	•	•	•	n/a	n/a
Indoor Unit Low Profile (ELY)	•	•	•	•	n/a	n/a

For additional information regarding kW capacity please refer to the Unit Specifications tables located on the back page.


1

ActronAir® Louvre Grill


- Standard inclusion for Packaged unit and Outdoor Unit
- Protects condenser coil against mechanical damage eg. hail



Outdoor Unit



Standard Indoor Unit



Low Profile Indoor Unit



Packaged Unit

2

Outdoor Coil

- High performance outdoor coil to deliver improved cooling and heating performance
- 10°C to 50°C operating range
- Blue fin hydrophilic protection supplied standard for improved durability

3

TX Valves

- Supplied standard for improved seasonal efficiency

4


Electrical Control Board

- User-friendly wiring layout
- Standard inclusions:
 - Individual motor protection (circuit breaker and thermal overload) and isolation (lockable)
 - Commercial Control Interface (CCI)
 - Demand Response Ready

5

Dial-up Indoor Air Flow

- Quick and easy commissioning
- Improved air flow control accuracy



11

Unique Tri-Capacity Operation

- Designed for improved seasonal energy efficiency vs. traditional compressor configurations
- Tri-capacity delivers 3 steps of cooling/heating - (~33%, ~66% and 100% capacity)
- Designed for maximum durability and lower life cycle operating costs
 - High quality Copeland compliant scroll compressors

6

High Performance Outdoor Fans

- High quality, high performance fans, engineered and manufactured in Germany
- Improved air flow
- Quieter operation vs. traditional axial fans

7

3 Phase Load Break Isolation Switch

- Standard inclusion
- External lockable handle

8

High performance 25mm Foil-Faced Polyethylene Insulation

- Standard inclusion

9

In-built Filter Cavity

- Standard inclusion
- To suit 96mm filter width

10

High Efficiency EC Plug Fan

- Uses significantly less energy than traditional belt and pulley systems
- Backward curve non-overloading for maximum durability
- High static as standard (up to 500 Pa)
- Designed for maximum durability and lower life cycle operating costs
- Greater flexibility in supply and return air configurations

Note: image shown is for illustrative purposes only.



SUPREME COURTS BUILDING ADELAIDE

Background

In 2010 System Solutions Engineering were engaged by DTEI Building Management Facilities Services, on behalf of the Courts Administration Authority (CAA), to design and document the replacement of the air conditioning system serving the Library of the Supreme Courts building in the Adelaide CBD.

Investigations & Design

Before undertaking the design and documentation for the air conditioning system, System Solutions Engineering placed a data logger for a period of 1 week on the original system to obtain a base line of the fan energy consumed by the original air conditioning system, and to independently substantiate the manufacturer's claims by recording energy data prior to the changeover.

After viewing all options on the market in regards to energy savings and cost, System Solutions Engineering chose the Actron Air, Tri Stage Split ducted unit (pictured). It represented a projected 50% energy saving when compared to the original air conditioning system, based on the manufacturer's data.

Benefits & Outcome

At the end of the 1 week period, the resulting power consumption of the original system was 14,976 kW hours/year which is equivalent to 14.6 tonnes of CO₂.

The new high efficiency EC fan motor (Electronic Communicated fan) recorded a power consumption of 8,320 kW hours/year which is equivalent to 5.9 tonnes of CO₂. Therefore, this represents a saving of 8.7 tonnes per annum of CO₂, which was exceeded the manufacturer's claims, by providing 55% savings.

Original fan energy per annum: 14,976 kW hours	Tonnes of CO2 per annum: 14.6	Estimated annual running cost: \$ 2,695.68
New fan energy per annum: 8,320 kW hours	Tonnes of CO2 per annum: 5.9	Estimated annual running cost: \$ 1,497.60
Reduction / Savings per annum: 6,656 kW hours	8.7 Tonnes p.a.	\$1,198.08 p.a.



Image (A)
OUTDOOR MODEL: CAY470T- 6Q1
(Outdoor Condensing Unit.)




Image (B)
Indoor Fan Coil Unit with EC Motor and Plug Fan.



Image (C)
INDOOR MODEL: ELY470T-6Q1
Indoor Fan Coil Unit with EC Motor and Plug Fan.

The above information was obtained from:
C:\Documents and Settings\koreilly.SYSSOLENG\Desktop\Supreme Court Library Newsletter article March 2011.docx 5/4/2006. Level 1, 75 Fullarton Road, Kent Town SA 5067 Phone: (08) 8333 1855 Facsimile: (08) 8333 1866 ABN: 61 007 654 971



Tri-Capacity Split Ducted Unit Specifications

		Technical Information							
OUTDOOR MODEL		CAY470T-6Q1	CAY470T-6Q1	CAY540T-6Q1	CAY540T-6Q1	CAY620T-6Q1	CAY620T-6Q1	CAY700T-6Q1	CAY700T-6Q1
INDOOR MODEL		EVY470T-6Q1	ELY470T-6Q1	EVY540T-6Q1	ELY540T-6Q1	EVY620T-6Q1	ELY620T-6Q1	EVY700T-6Q1	ELY700T-6Q1
		Std Profile	Low Profile	Std Profile	Low Profile	Std Profile	Low Profile	Std Profile	Low Profile
Nett (Rated) Capacity (kW) (AS/NZS3823.1.2)	Cooling	45.77	46.00	51.85	52.20	60.80	61.00	68.17	68.30
	Heating	47.37	47.20	53.20	52.96	62.47	62.30	70.20	70.00
Input Power (kW) (AS/NZS3823.1.2)	Cooling	15.40	15.42	17.57	17.57	20.50	20.35	24.12	23.94
	Heating	14.16	14.02	16.20	16.03	20.15	19.98	22.32	22.12
⁽¹⁾ EER Rated (AS/NZS3823.1.2)	Cooling	2.97	2.98	2.95	2.97	2.97	3.00	2.83	2.85
⁽²⁾ COP Rated (AS/NZS3823.1.2)	Heating	3.35	3.37	3.28	3.30	3.10	3.12	3.15	3.16
Airflow Indoor (l/s)	Maximum	2900		3300		3900		4100	
	Nominal	2400		2700		3200		3600	
	Minimum	1900		2100		2500		2800	
External Static Pressure at: Hi	Maximum Airflow	305	325	125	75	155	175	75	75
	Nominal Airflow	500	500	390	450	410	500	270	340
Power Supply - (V / Ph / Hz)	Outdoor	415V / 3Ph + N / 50Hz							
	Indoor	415V / 3Ph + N / 50Hz							
⁽³⁾ Circuit Breaker Amps (Suggested)		50.0				63.0		80.0	
Compressor	Type / No. per Unit	Compliant Scroll / 2							
No. of refrigeration Circuits / No. Capacity Stages (Capacity range)		2 / Tri-Capacity (~33% 66% 100%)							
Refrigerant		R410a							
Fans (Type x Number per unit)	Outdoor	Axial Low Noise / 6 Pole External Rotor / Direct Drive x 3							
	Indoor	Variable Speed ECM Direct Drive Backward Curve Plug Fan x 1 (EVY Models), 2 (ELY Models)							
Outdoor Dimensions (mm)	Depth	1195				1195			
	Height	1465				1695			
	Width	2305				2305			
Indoor Dimensions (mm)	Depth	1450	1160	1450	1160	1450	1160	1450	1160
	Height	1280	770	1280	770	1510	895	1510	895
	Width	1590	2410	1590	2410	1590	2410	1590	2410
⁽⁴⁾ Nominal Weight (kgs)	Outdoor	532		542		577		604	
	Indoor	292	268	298	277	340	318	340	318
⁽⁵⁾ Sound Pressure Level (dBA)	Outdoor (low/high fan)	58 / 63				59 / 64			
⁽⁶⁾ Sound Power Level (dBA)	Outdoor (low/high fan)	75 / 80				76 / 81			
MEPS Certified		Yes	Yes	Yes	Yes	Yes	Yes	Yes	Yes
Maximum Field Pipe Length Range - (m)		75							
Maximum Vertical Height Differential - (m) included in max length		20							

Tri-Capacity Roof Top Packaged Unit Specifications

		Technical Information					
PACKAGE MODEL		PKY470T-6Q1	PKY540T-6Q1	PKY620T-6Q1	PKY700T-6Q1	PKY820T-3Q1	PKY960T-3Q1
Nett (Rated) Capacity (kW) (AS/NZS3823.1.2)	Cooling	45.77	51.85	60.80	68.17	80.04	92.96
	Heating	47.37	53.20	62.47	70.20	82.75	95.40
Input Power (kW) (AS/NZS3823.1.2)	Cooling	15.40	17.57	20.50	24.12	27.21	32.54
	Heating	14.16	16.20	20.15	22.32	24.55	27.20
⁽¹⁾ EER Rated (AS/NZS3823.1.2)	Cooling	2.97	2.95	2.97	2.83	2.94	2.86
⁽²⁾ COP Rated (AS/NZS3823.1.2)	Heating	3.35	3.28	3.10	3.15	3.37	3.51
Airflow Indoor (l/s)	Maximum	2900	3300	3900	4100	4800	6000
	Nominal	2400	2700	3200	2800	3600	5000
	Minimum	1900	2100	2500	2800	3200	4000
External Static Pressure at:	Maximum Airflow	305	125	155	75	410	100
	Nominal Airflow	500	390	410	270	500	365
Power Supply - (V / Ph / Hz)		400 - 415V / 3Ph + N / 50Hz					
⁽³⁾ Circuit Breaker Amps (Suggested)		50.0	50.0	63.0	80.0	100.0	100.0
Compressor	Type / No. per Unit	Compliant Scroll / 2 (470-700 Models), 3 (820-960 Models)					
No. of refrigeration Circuits / No. Capacity Stages (Capacity range)		2 (470-700 Models), 3 (820-960 Models) / Tri-Capacity (~33% 66% 100%) All Models					
Refrigerant		R410a					
Fans (Type x Number per unit)	Outdoor	Axial Low Noise / 6 Pole External Rotor / Direct Drive x 3					
	Indoor	Variable Speed ECM Direct Drive Backward Curve Plug Fan x 1 (6Q1 Models), 2 (3Q1 Models)					
Unit Dimensions (mm)	Depth	2305				2250	
	Height	1465				1695	
	Width	2365				2920	
⁽⁴⁾ Nominal Weight (kgs)		836	853	937	964	1263	1350
⁽⁵⁾ Sound Pressure Level (dBA)	Outdoor (low/high fan)	59 / 64		60 / 65		61 / 66	
⁽⁶⁾ Sound Power Level (dBA)	Outdoor (low/high fan)	76 / 81		77 / 82		78 / 83	
MEPS Certified		Yes	Yes	Yes	Yes	BCA Compliant	BCA Compliant

Foot Notes

- EER Rated = Energy Efficiency Ratio (Rated Capacity Cooling / Rated Input Cooling).
- COP Rated = Coefficient of Performance (Rated Capacity Heating / Rated Input Heating).
- Recommended circuit breaker size. This should be used as a guide only. Refer to AS/NZS 3000 "Australian/New Zealand Wiring Rules" for more details.
- Refer to Catalogue Unit Weight Distribution Guide section for details of weight points.
- Sound Pressure Level at 3m distance is determined as the measured sound pressure at 3m perpendicular to the coil side of the condenser.
- Determination of Sound Power Levels of Noise Sources, AS1217.2 - Precision Methods for Broad-Band Sources in Reverberation Rooms.

Warranty:

For full terms and conditions of ActronAir warranty, please refer to warranty terms document - www.actronair.com.au

Important Notes:

- The Local Electricity Supply Authority may require limits on - starting current, running current and voltage drop, please check prior to purchase.
- When the outdoor temperature exceeds the rated conditions, the cooling/heating capacities may decrease the rated nett values.
- Specifications subject to change without notice.

Rated Conditions:

Cooling: 35°C DB Outdoor / Air Entering Indoor 27°C DB, 19°C WB
Heating: 7°C DB, 6°C WB Outdoor / Air Entering Indoor 20°C DB

Operating Range:

Cooling: 15°C DB to 50°C DB Outdoor / Air Entering Indoor 29°C DB
Heating: -10°C DB to 21°C DB Outdoor / Air Entering Indoor 21°C DB